

# English Enhancement for Professionalism in Teaching & Learning

COMPONENT	COMPETENCY	MODULE
Professional & Value	Generic	Basic

📅 17 March 2021 (Wednesday) ⌚ 2.00 pm - 5.00 pm

Live on  Cisco Webex



**Meeting No : 182 091 0667 Password : C@es2021**

To join webex webinar:

1. Required installation [webex desktop](#) for pc or [cisco webex](#) if using mobile.
2. Join webinar by using [meeting number](#) & [password](#).

**Moderator**

**Dr. Khairul Anwar bin Ibrahim**  
 Deputy Director (Academics Excellence),  
 CAES



**Registration**

Registration at <http://bit.ly/3qcIU1Q> or  
 Scan QR Code



**Organised by:**

Centre for Academics Excellence and Scholarship



**Dr. Muliati binti Sedek**  
 Deputy Dean (Academics)  
 Centre For Language Learning



**Nurlisa Loke binti Abdullah**  
 Lecturer  
 Centre For Language Learning

☎ +606 270 4511 / 4515

🌐 <https://caes.utem.edu.my>

📧 [caes@utem.edu.my](mailto:caes@utem.edu.my)

✉ [caes@utem.edu.my](mailto:caes@utem.edu.my)

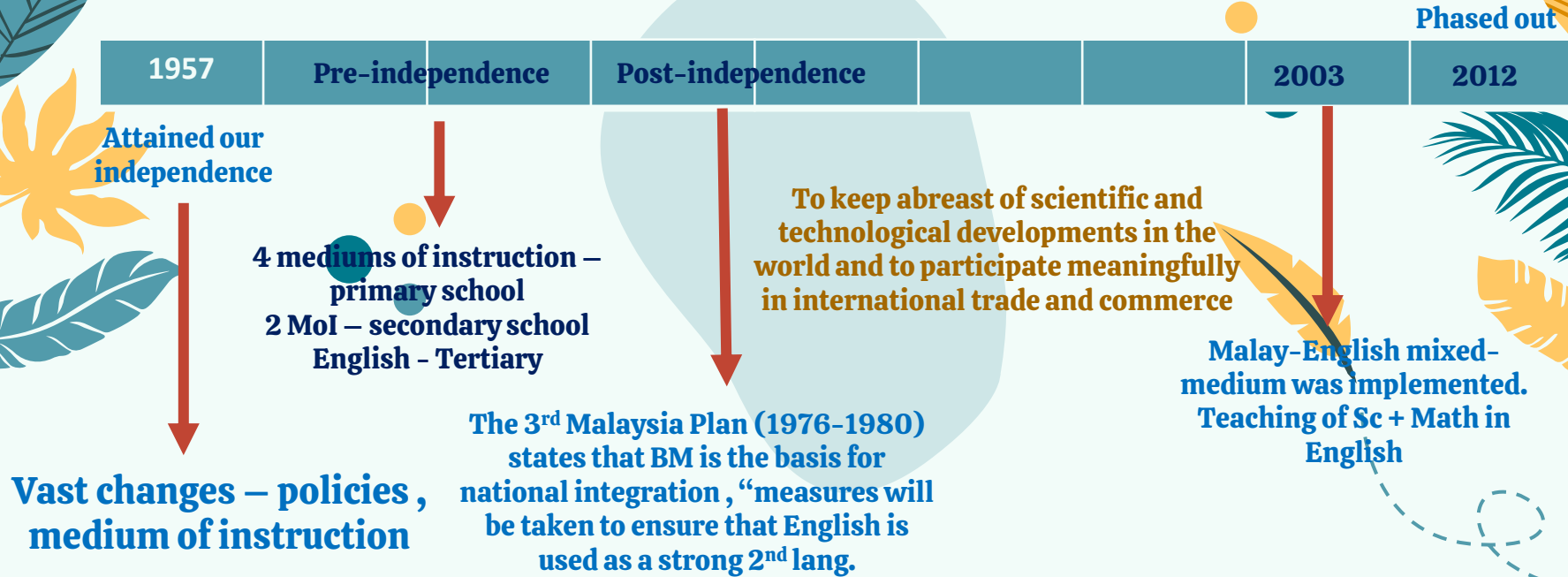
📱 CAES.UTeM

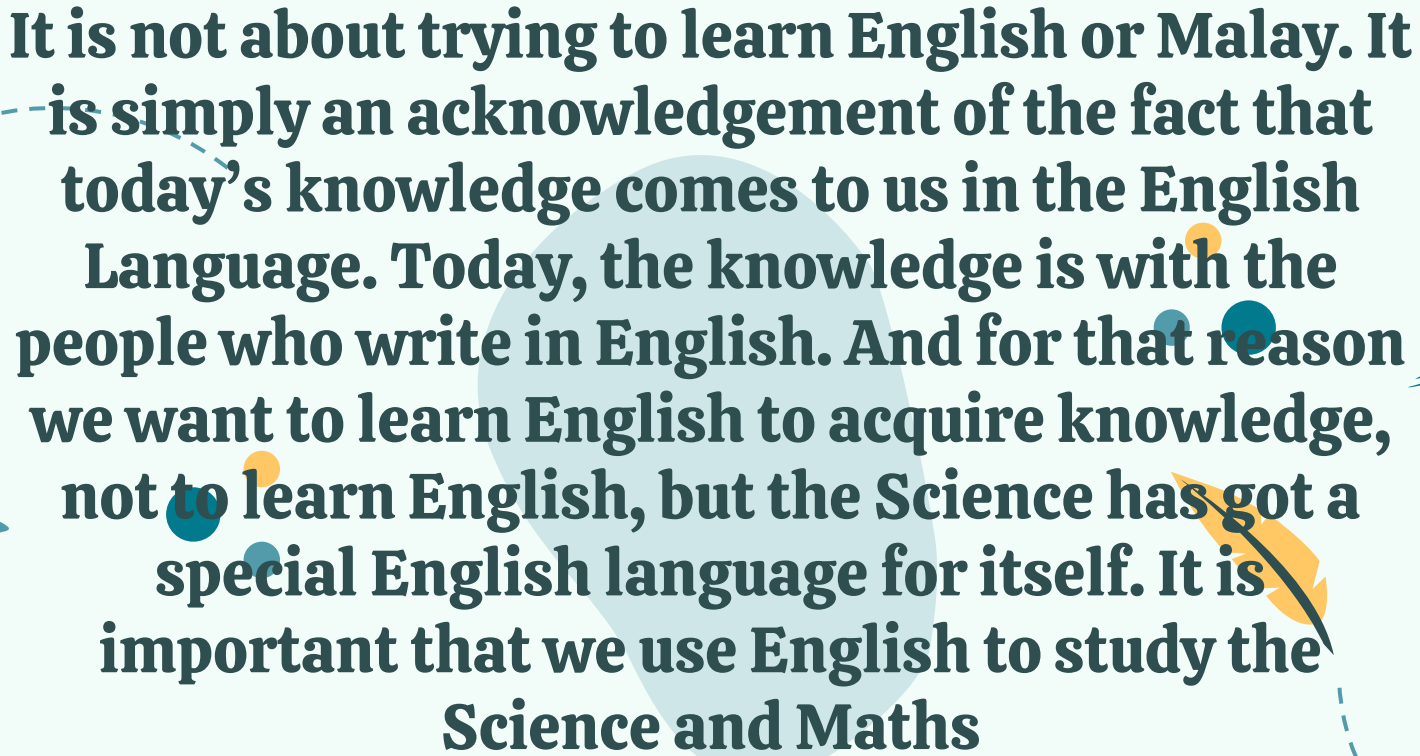
# ENHANCEMENT

HEIGHTEN, INCREASE

to increase or improve in value, quality,  
desirability, or attractiveness

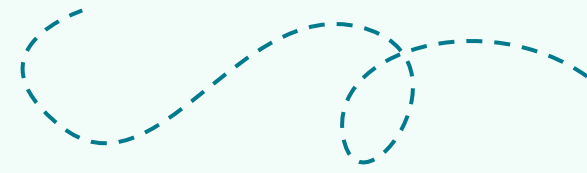
# English as a medium of instruction in Higher Learning



The background is a light blue gradient. It features several stylized leaves in shades of blue and orange. A dashed blue line starts from the top left, curves around the text, and ends at the bottom right. There are also some small blue and orange circles scattered around the text.

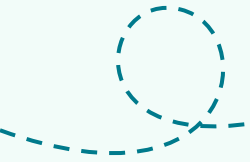
**It is not about trying to learn English or Malay. It is simply an acknowledgement of the fact that today's knowledge comes to us in the English Language. Today, the knowledge is with the people who write in English. And for that reason we want to learn English to acquire knowledge, not to learn English, but the Science has got a special English language for itself. It is important that we use English to study the Science and Maths**


**Tun Seri Dr. Mahathir Mohamad**



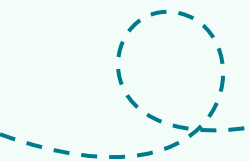
# Classroom Phrases For Educators

*presented by Dr Muliati bt Sedek*





**IN THE BEGINNING OF THE LESSON**





# Greetings

➤ *Good morning, everybody.*

➤ *Good afternoon, class.*

➤ *Good afternoon, everybody.*

➤ *How are you today?*

➤ *How are you getting on?*

➤ *How's life?*

➤ *How are things with you?*

➤ *Are you feeling better today, David?*

➤ *What a lovely day!*





## WOW!! FACTOR





# Introduction

- *My name is Mr/Mrs/Ms Smith. I'll be teaching you Maths this year.*
  - *I'm your new English teacher*
  - *I've got five lessons with you each week.*
- 
- 



# Time to begin

- *Let's begin today's lesson.*
- *Let's begin our lesson now.*
- *I think we can start now.*
- *Is everybody ready to start?*
- *It's time to begin, please stop talking.*
- *Settle down now so we can start.*
- *We won't start until everyone is quiet.*
- *Stop talking and be quiet.*

**WOW!!**



**Hit the book  
Eager beaver**





# Late


## WOW!!


### Register

- Who isn't here today?
- Who is absent today?
- Why were you absent last Friday, Tom?
- What's the matter with Johnny today?
- ?

✓  
✓  
✓  
✓

**Play Hooky  
Can I see a  
raise of hand?  
Did you hit the  
sack late last  
night?  
Better late  
than never**

- *We started ten minutes ago.  
What have you been doing?*
  - *Did you oversleep?*
  - *Don't let it happen again.*
  - *Where have you been?*
  - *Did you miss your bus?*
- 



**DURING THE LESSON**

# During the Lesson



- Are you ready?
- Pay attention, everybody.
- We'll learn how to ...
- You have five minutes to do this.
- *Look at activity five.*
- *Listen to this tape.*
- *Again, please.*
- *Who's next?*
- *Like this, not like that.*

**WOW!!**

✓  
✓  
✓  
**Put our thinking cap on**  
**As easy as ABC**  
**Duck Soup**  
**A piece of cake**





# Comprehension language

- Do you get it?
- Are you with me?
- Are you OK?
- Do you follow me?
- OK so far?

**WOW!!**



**on the same page**  
**Hold your horses**  
**Live on another planet**



# Giving instructions



- I want you all to join in.
- The whole class, please.
- All together now.

**WOW!!**



**Lend an ear**  
**Pull yourself together**



# Sequencing

- First/ First of all, today, ...
- After that/ Then
- Right. Now we will go on to the next exercise.
- Have you finished?
- For the last thing today, let's ...
- Which question are you on?
- Next/ Next one, please.
- Who hasn't answered yet?
- *Let me explain what I want you to do next.*
- *The idea of this exercise is for you to ...*
- *You have ten minutes to do this.*
- *Your time is up.*
- *Are you all ready?*





# Questions

- *Any questions?*
- *Do you have any questions?*
- *Who knows the answer?*
- *Raise your hand.*
- *Please raise your hand if you don't understand.*
- *Try to answer by yourself.*
- *Try again.*
- *A full sentence, please.*
- *Use a full sentence please.*
- *Make a sentence.*
- *Louder, please!*
- *Again, please.*

**WOW!!**

**In the bag**  
**Quiet as a mouse**  
**In a fog**






# Reference

- *As I said earlier, ...*
- *While we're on the subject, ...*
- *In the background you can see ...*
- ➤ *Let me sum up.*



# Praising your students

- *Magnificent!*
- *Right!*
- *Fine.*
- *Very good.*
- *That's very good.*
- *You're on the right lines (UK).*
- *There's no hurry.*
- *Great stuff!*
- *Well done.*
- *That's it.*
- *Yes!*
- *Yes, you've got it.*
- *Fantastic!*
- *Very fine.*
- *That's nice.*
- *I like that.*
- *Marvellous!*
- *You did a great job.*
- *Terrific!*
- *Have a guess.*
- *That's almost it.*
- *You're halfway there.*
- *Wow!*
- *That's correct.*
- *Quite right*
- *That's right.*
- *That's quite right.*



**END OF THE LESSON**

# Time to stop



- Let's stop now.
- It's time to finish now.
- It's almost time to stop.
- I'm afraid it's time to finish now.
- We've run out of time.
- We'll have to stop here.
- There's the bell. It's time to stop.
- That's all for today. You can go now.
- *Look at the time/ What time is it now?*
- *That's all (we have time) for today.*

WOW!!  
WOW!!  
✓✓ A month of Sundays  
A month of Sundays



# Homework

- *Remember your homework.*
- *Take a worksheet as you leave.*
- *What do you have to do before the next lesson?*
- *This is your homework for tonight.*
- *Finish this exercise*

**WOW!!**



**Keep your head above water**



# Next time

*The next class starts at*

- *We'll do the rest of this chapter next time.*
- *We've run out of time, so we'll continue next lesson.*
- *We'll continue this chapter next Monday.*
- *We'll do some more practice of this in the next class.*
- *We'll finish this exercise next lesson.*

# Goodbye



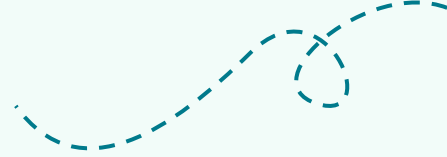
- *Goodbye, everyone.*
- *See you again next Thursday/ next week/ tomorrow/ on Monday*
- *Have a good holiday.*

**WOW!!**

**Not At All  
My pleasure  
No problem  
Sure  
Forget it**



# At the end of the day...



# CLASSROOM LANGUAGE

## The Beginning of the Lesson

### GREETINGS



- Hello, everyone.
- Good morning, everybody.
- Good afternoon, class.
- How are you getting on?
- What a lovely day!
- How are things with you?
- Are you feeling better today, David?
- What a rainy day!

### INTRODUCTIONS

- My name is Mr/Mrs/Ms Smith. I'll be teaching you English this year.
- I'm your new English teacher.
- I've got five lessons with you each week.



### TIME TO BEGIN



- Let's begin today's lesson.
- Let's begin our lesson now.
- I think we can start now.
- Is everybody ready to start?
- Now we can get down to work.
- It's time to begin, please stop talking.
- I'm waiting for you to be quiet.
- Settle down now so we can start.
- We won't start until everyone is quiet.
- Stop talking and be quiet.

### REGISTER

- Who isn't here today?
- Who is absent today?
- Why were you absent last Friday, Tom?
- What's the matter with Anna today?
- What's wrong with Anna today?



### LATE



- We started ten minutes ago. What have you been doing?
- Did you oversleep?/ Did you miss your bus?
- Don't let it happen again.
- Where have you been?



# CLASSROOM LANGUAGE

## During The Lesson

### COMMON INSTRUCTIONS



#### Instructions can be used at the beginning of a session

- We'll learn how to ...
- Are you ready?
- Everybody ...
- Turn to page ...

#### Comprehension language

- Do you get it?
- Are you with me?
- Are you OK?
- Do you follow me?
- OK so far?

#### Other common instructions

- Come in/ Go out.
- Stand by your desks.
- Stand up/ Sit down.
- Come to the front of the class.
- Put your hands down.

### CLASSROOM MANAGEMENT

#### Giving instructions

- Open your books at page 75.
- I want you all to join in.
- The whole class, please.
- All together now.
- Come out and write it on the board.

#### Questions

- Any questions?
- Who knows the answer?
- Louder, please!
- A full sentence, please.

#### Sequencing

- First/ First of all, today, ...
- After that/ Then
- Next/ Next one, please.
- For the last thing today, let's ...
- Whose turn is it to read?

#### Responding to questions

- Yes, that's right.
- Fine.
- Almost. Try again.
- What about this word?

#### Supervision

- Stop talking.
- Look this way.
- Listen to what ... is saying.
- Leave that alone now.
- Be careful.



#### Encouragement

- That's interesting!
- That really is very kind of you.
- Don't worry about it.
- Have a go! Have another try!

### ERROR CORRECTION



#### Giving feedback to students

- Magnificent!/ Right!/ Fine/ Yes!
- Very good/ That's very good.
- Great stuff!/ Well done.
- You did a great job.

- That's it/ Yes, you've got it.
- Fantastic!/ That's nice.
- It depends.
- You've improved a lot.

- You're on the right lines (UK)
- There's no hurry.
- Unfortunately not.
- Good try, but not quite right.

### SPECIAL SITUATIONS

- Happy birthday!/ Merry Christmas!
- Best of luck/ Congratulations!
- Better luck next time.
- I hope you all have a good Christmas.

- Do you feel better today?
- Are you better now?
- I'll be back in a moment.
- I've got to go next door for a moment.

- I have a sore throat.
- I have a headache.
- Do you mind if I sit down?
- I'm feeling under the weather.



## THE END OF THE LESSON



- Let's stop now.
- It's time to finish now.
- It's almost time to stop.
- We've run out of time.

### TIME TO STOP

- There's the bell.
- Have you finished?
- Stop now.
- Pack up your books.
- Collect your work please.
- We'll have to stop here.
- One minute to finish that activity.
- Are your desks tidy?

### NOT TIME TO STOP

- The bell hasn't gone yet.
- The lesson doesn't finish till ten past.
- Hang on a moment.
- We seem to have finished early.
- Just a moment, please
- Just hold on a moment.
- Just a sec/ Just a second/ Wait for it!
- There are still three minutes to go.
- One more thing before you go.
- We still have a couple of minutes left.



- Remember your homework.
- Take a worksheet as you leave.
- What do you have to do before the next lesson?

### HOMEWORK

- Prepare the next chapter for Tuesday.
- This is your homework for tonight.
- Finish this exercise.
- There is no homework tonight.

### NEXT TIME

- We'll do the rest of this chapter next time.
- We've run out of time, so we'll continue next lesson.
- We'll continue this chapter next Monday.
- We'll do some more practice of this in the next class.
- We'll finish this exercise next lesson.
- The next class starts at 7 o'clock.



### GOODBYE & LEAVING THE ROOM



- Goodbye, everyone.
- See you again next Thursday
- Have a good holiday.
- Enjoy your vacation.
- See you tomorrow afternoon.
- Form a queue and wait for the bell.
- Get into a queue (UK)/ It's tidy up time.
- Be quiet as you leave. Other classes are still working.
- Try not to make any noise as you leave.

# Thanks

*Do you have any questions?*

*muliati@ utem.com.my*

*011 6290 3939*

*Centre for Language  
Learning*



*Please keep this slide for attribution*

*CREDITS: This presentation template was created by  
**Slidesgo**, including icons by **Flaticon**, and  
infographics & images by **Freepik**.*